



Assignments in Schoology

View this slideshow here,
don't try to open it :)



“Assignment” Icons

Your teachers may post assignments in different ways. To tell if something on Schoology is an assignment, look at the icon. These icons are probably assignments you need to complete and submit on time.



Assignment



Test/Quiz



Assessment



Discussion

EXCEPTION:

If a teacher posts a SURVEY it may appear as a “page.”



Afternoon Check-In 9/15

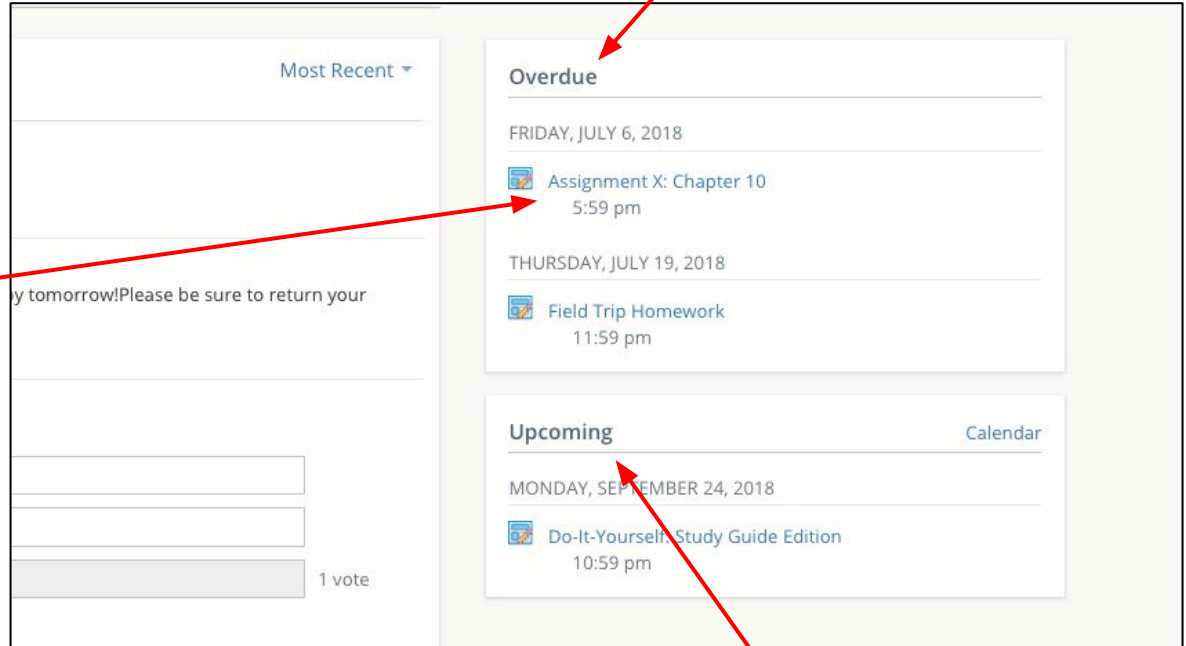
Finding your assignments ...

The easiest way to find assignments is to use the calendar on the right side of your Schoology screen.


Click an assignment there and it will open the correct assignment!

You can do this class by class, or view all your assignments on the "home" page.

Late assignments



The screenshot shows a Schoology interface with a sidebar on the left and a main content area on the right. The sidebar has a 'Most Recent' dropdown menu. The main content area is divided into two sections: 'Overdue' and 'Upcoming'. The 'Overdue' section lists two assignments: 'Assignment X: Chapter 10' due on Friday, July 6, 2018, at 5:59 pm, and 'Field Trip Homework' due on Thursday, July 19, 2018, at 11:59 pm. The 'Upcoming' section lists one assignment: 'Do-It-Yourself, Study Guide Edition' due on Monday, September 24, 2018, at 10:59 pm. A 'Calendar' link is visible next to the 'Upcoming' section header. Red arrows point from the text labels to specific elements in the screenshot.



The navigation bar for Dearborn Public Schools, featuring the school logo on the left and the text 'Dearborn Public Schools' next to it. To the right of the logo are three menu items: 'COURSES', 'GROUPS', and 'RESOURCES'.

Current assignments

Viewing your assignments

The screenshot shows the top navigation bar of Dearborn Public Schools with 'COURSES', 'GROUPS', and 'RESOURCES' tabs. Below is a breadcrumb trail: 'Home > My Sandbox: Section 1 > Welcome Materials'. The main heading is 'Submitting Schoology Work'. There are two buttons: 'Assignment' (highlighted in blue) and 'My Document'. Below the buttons is a 'Description' section with a due date of 'Tuesday, September 8, 2020 at 11:59 pm' and instructions to complete a Google Doc assignment. A 'Rubric' section is partially visible at the bottom, showing a 'Total Points: 4'.

See YOUR assignment where you enter your work when you click "My Document." You MUST click "Edit" in order to start working.

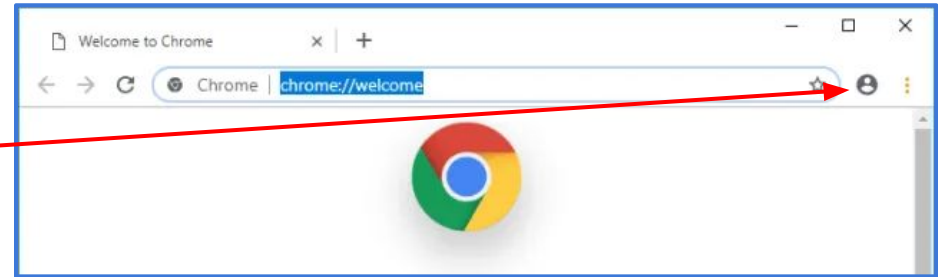
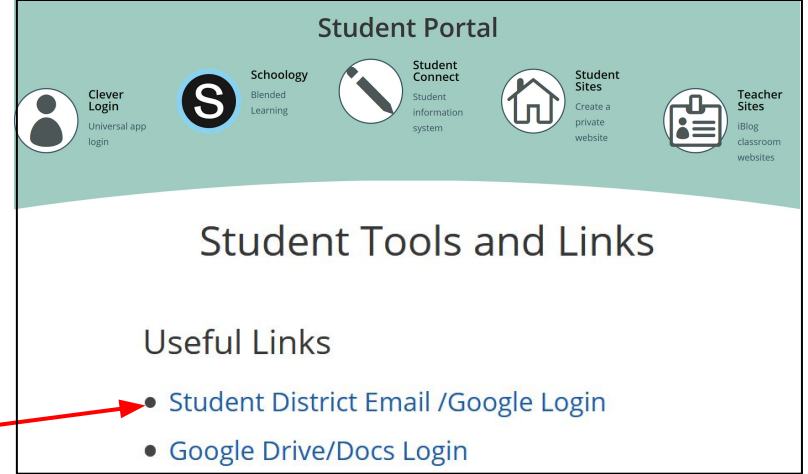
See the directions when you click "Assignment." Anything you see here, slides, videos, etc. is JUST directions, not the assignment!

This screenshot shows the Google Docs interface for the assignment. The top navigation bar is the same as the previous screenshot. The heading is 'Submitting Schoology Work'. There are two buttons: 'Assignment' and 'My Document' (highlighted in blue). A link 'Can't see your document? Click here.' is visible. Below the buttons is a blue bar with the name 'Megan Timpf' and two buttons: 'Submit Assignment' and 'Edit' (highlighted in blue). The Google Docs toolbar is visible, showing the document title 'Megan Timpf - Submitting Schoology Work - 8734166' and the last edit by 'Lauren Mccauslin'. The document content area shows the heading 'Submitting Assignments on Schoology' and the directions: 'Directions: Answer the following questions by typing your responses in the correct box. Make sure to press submit on Schoology when you are finished.'

“Access Denied”

You may receive a message that you cannot access a certain document.

1. In a new tab, make sure you are logged into your student email account
2. Check that you have logged into your BROWSER with your student email.



***** EXCEPTION:** you will receive this message if you try to open or edit a document that your teacher has shared as a resource. Those should JUST be viewed, not accessed.

Submitting work

Make sure to press submit!

Open assignment

English 101: Section 1 ► Assignments
Do-It-Yourself: Study Guide Edition
 Grade: N/A
 Due: Wednesday, June 27, 2018 at 11:59 pm
 Use the attached document to create your own study guide. Submit your completed study guide to this assignment.
 Posted Mon Jun 25, 2018 at 5:14 pm
 Study Guide.pdf 178 KB | VIEW

Submit Assignment

Posted Thu Sep 10, 2020 at 9:03 am

Discussion Post

Post Cancel

Confirm Submission

Are you sure you want to submit the assessment?

Yes No

Assessment, test, or quiz

Submit

Never submit passwords through Google Forms.
 Google Forms This form was created inside of Dearborn Public Schools.

Google Form Survey

Dearborn Public Schools COURSES GROUPS RESOURCES Ms. Timpf

Submitting Schoology Work

Assignment My Document

Pre-assigned Google Doc or Slides

Megan Timpf Submit Assignment Edit

Megan Timpf - Submitting Schoology Work - 8734166

Submitting Assignments on Schoology

Directions: Answer the following questions by typing your responses in the correct box. Make sure to press submit on Schoology when you are finished.