

Miller Elementary School News



Principal: Radewin Awada
March 2017



Goodbye February... Hello March



March



- ❖ 3/1 to 3/6 ... Vision Screening (PreK, K, 1, 3, 5)
- ❖ 1.....KDG Mandatory Mtg 9:00 am
- ❖ 3.....Movie Night 4:30 pm
- ❖ 6...Parents As Partners Open House 9 – 10 am
- ❖ 6.....PTA / Technology Mtg 2:00 pm
- ❖ 13.....Kindergarten round-up 2:00 pm
- ❖ 15.....Late Start school begins 9:30 am
- ❖ 23.....Bingo for Books 5:00 pm
- ❖ 24.....End of 3rd Card Marking

A Message from Mr. Awada



Welcome Back - I hope you enjoyed a restful and relaxing break. This is a very exciting time of year, when we have exciting things happening at Miller school.

We need your HELP, if you or someone you know has a child turning 5 years of age by December 1, 2017, they are eligible for kindergarten in 2017-2018. kindergarten Round-up is scheduled for March 13 at 2:00 p.m., all parents of eligible kindergarten students are required to attend.

March is Reading Month will be filled with many exciting activities. This is a great opportunity for you to promote reading with your child. Consider being a guest reader in your child's classroom.

Looking forward to seeing you at the PTA Meeting scheduled for March 6th, 2017 at 2 pm.

Future PTA Events and Parent Volunteerism



- ❖ 3-3-17...PTA Movie Night 4:30-5:30 pm
- ❖ 3-6-17...PTA/Parent Technology Mtg 2:00 pm

All Miller Teachers welcome Parent Volunteers in their classroom. Time spent in your child's classroom during the school day is priceless. The effects are profound and resonate for years to come. Be a difference maker and volunteer in the classroom and school. We look forward to having you! Thank You PTA moms and dads for making Miller the special school it is, your continued efforts make a world of difference.



PIZZA SALE EVERY MONDAY
\$1 SLICE \$8/BOX

Office School Hours



Students should not arrive before 8 am. There is no supervision. Breakfast is served from 8:00 –8:25 a.m. First bell rings at 8:35 a.m. and instruction begins at 8:40 a.m. Children entering school after 8:45 a.m. are considered late and must sign-in at the main office by a parent. Dismissal is at 3:35 pm. (half-day dismissal is at 11:45 am). Students must leave school promptly at 3:35. Supervision ends at 3:50 pm. Dismissal: All 1st & 2nd grade students are to be picked up from the Cafeteria. Kindergarten students will be picked up from the classrooms by a parent or guardian.





Principal: Radewin Awada
March 2017

Miller Elementary Policy and Procedures



Goodbye February...Hello March



Attendance /Absence Policy

Consistent and timely attendance to school is critical and enhances your child's educational experience and vastly improves their chances of success. Excessive absence may be referred to the court system. Avoid removing students from the classroom during the school day. Avoid making doctor and dental appointments during the school day.

If your child is unable to attend school, please contact the school office at: (313) 827 – 6851 before 9:00 am. When calling, parents should give the following information: student and teacher name, grade, reason for and length of absence.

When the student returns to school, it is his or her responsibility to check with teachers for missed work. If a student will be absent for more than two days, please contact the teacher to make arrangements for homework to be picked up from the office. Homework will be ready for pick up the following school day by 3p.m. Weekly lesson plans and daily homework are posted on the teacher blog.

Visitors & Class Interruptions

Our goal is to limit class interruptions as much as possible so that students are not distracted from their academic learning. Therefore, all visitors must check-in to the office upon entering the school. NO Exceptions!

Late-arrival

Parents/guardians are required to sign students in the school office. Students will not be allowed a pass to enter class without a parent signature.

Early-release

The office will not call students down early to wait for parents to arrive. When it becomes necessary for your child to leave the school due to illness or injury, a parent will be called. If a parent cannot be reached, a person designated on the child's emergency card will be contacted. the person picking up the student must report to the office to sign the student out. There is no student check-out after 3:00 p.m.

Student Lunch Hour

Grades K & 1 – 11:15 to 11:45

Grades 2 & 4 – 11:50 to 12:20

Grades 3 & 5 – 12:25 to 12:55



Illness & Medication

Students should stay at home if they are throwing up, fever over 99 degrees, strep throat, pink eye and any type of rash (may not be in school without consent from a doctor).

Parents must notify the school office if their child has conditions such as allergies, diabetes, or asthma, so proper measurements may take place.

No child is to carry any prescription or over the counter medication in school. The office staff will administer any medication only with a "Medication Authorization Form" that is available in the main office.

Lost & Found

Parents must check the Lost & Found weekly that is located near the cafeteria. Any items not claimed within a certain time will be donated.

Celebrations and Snacks

Classroom snacks are limited to fruits or vegetables . Each teacher has her/his own preference for celebrating student birthdays and holidays. **NO CUPCAKES** or food is allowed in the classrooms. It is important to ask your child's teacher's preference when planning for how to help your child celebrate his or her birthday at school.

Miller Blog

For updates and school news checkout our website: miller.dearbornschools.org

Remind

Send short code text in body of message @8276850 to the number 81010. You'll receive a welcome text from Remind.

Math+Science Connection

Intermediate Edition

Building Understanding and Excitement for Children

Miller Elementary School
Mr. Radewin Awada, Principal

INFO BITS



Open-door angles

Doors in your house are the perfect place for hands-on practice with angles. Take turns opening or closing a door and asking, “Acute, right, or obtuse?” Partially open a door, and it’s an acute angle. Open it straight out, and it’s a right angle. Open it wider, and it’s obtuse.

Habitat for rent

Help your child think about what animals need to survive (shelter, food, water). Then, have her choose an animal (monkey) and write a classified ad for a home that will meet its needs. *Example:* “Tall tree in a tropical rain forest. Large river nearby for drinking. Plenty of leaves, fruit, and insects to eat.”

Book picks


■ *The Man Who Counted: A Collection of Mathematical Adventures* (Malba Tahan) combines an adventure story with interesting math puzzles.

■ Learning about the solar system is fun when planets tell the story themselves. Dan Green’s *Astronomy: Out of This World!* contains fascinating facts and details along with cartoon illustrations your youngster is sure to love.

Just for fun

Q: What has three feet but no legs or arms?

A: A yard.



Fractions of fun

Understanding fractions is much easier when your child can visualize them. Here are ideas to help her see—and use—fractions.

Keep a diary. Show her that fractions are a part of everyday life. For a week, have her record and illustrate each one she notices. For instance, she might write, “We had a half day of school today,” or “Mom asked for $1\frac{1}{3}$ pounds of turkey at the store.” How many examples can she find and draw?

Play a game. Have each player cut a sheet of construction paper into six horizontal strips. She should leave the first one whole and then cut the second one in half (fold it, and cut along the fold), and the others into thirds, fourths, sixths, and eighths. With bits of masking tape, label a die: $\frac{1}{2}$, $\frac{1}{3}$, $\frac{1}{4}$, $\frac{1}{6}$, $\frac{1}{8}$, and “wild.” To play, roll the die, and lay the matching



piece of paper on your whole strip (for “wild,” choose any piece). The goal is to be the first one to fill your strip without overlapping any pieces (*example:* $\frac{1}{2} + \frac{1}{4} + \frac{1}{4} = 1$ whole strip).

Put in order. Together, make a set of fraction cards, with one fraction per index card ($\frac{1}{4}$, $\frac{1}{2}$, $\frac{3}{4}$, 1, $1\frac{1}{4}$, $1\frac{1}{2}$, $1\frac{3}{4}$, 2). Shuffle the cards, and see how quickly your youngster can put them in order. Then, while she closes her eyes, lay the cards in order but leave out a few. Give her the missing cards, and have her put them where they go. 🎲


Look at me!

Help your youngster learn about the science of *optics* with this mealtime activity.

Have him look at himself in a clean spoon. What happens if he looks in the bowl of the spoon? (He’s upside down.) What happens on the other side? (He’s right side up.)

Next, have him bring his finger toward the spoon and watch what happens on each side. The bowl (the *concave* side) will magnify his finger, or make it look larger. The back (the *convex* side) will make his finger look smaller. Ask your child how scientists might use this information to make eyeglasses, cameras, or telescopes.

Tip: He can remember which side is which by thinking of concave as “caves in.” 🎲



Multiply and divide

Learning to multiply and divide can be more about *thinking* than memorizing. Strategies like these can help your child practice.


Make it fun

Practice using toys or food. If your child collects toy animals, you might ask, "How many legs do 4 horses have?" He can "skip count" the legs by 4s (4, 8, 12, 16) to see that $4 \times 4 = 16$. If he has 17 pretzels and wants to give 3 friends an equal amount, he can "deal them out." He'll see that each person gets 5, and there are 2 left over. ($17 \div 3 = 5$, remainder 2)



Use what you know


Encourage your youngster to look for clues to help him solve problems. For 8×7 , he could consider other facts he knows. "I know 4 groups of $7 = 28$. I need 8 groups, so I can double that answer. If $28 + 28 = 56$, then $8 \times 7 =$

56." For $30 \div 5$, he might say, "I know $10 \div 5 = 2$. There are three 10s in 30, and $3 \times 2 = 6$. So $30 \div 5$ must be 6." 

Q & A Ask math questions

Q: *I've never felt comfortable with math. How should I talk to my children about what they're learning in math class?*

A: Try to show enthusiasm for what your youngsters are doing in math. You might ask them each day at dinner or homework time what they studied in math that day. Let them explain the concepts they're working on, and follow up with questions. For instance, if they're learning about decimals, you could ask how decimal points are used in money (they separate the parts of a dollar from the whole dollar).

Then, when your children finish their homework, have them show you how they solved a few problems. As they explain their methods to you, they'll be reinforcing their own skills. And they'll be proud to be teaching you something! 





MATH CORNER

Find, build, compute

What do a shoebox, book, and refrigerator have in common? They are all rectangular prisms, or solid shapes with rectangles for their faces (sides). Encourage your child to explore geometry with this common shape.

Volume. Let her build a rectangular prism out of dice, sugar cubes, or same-sized Legos. Her model should be solid, with no hidden spaces. When she finishes, have her figure out the volume (count the cubes along the height, width, and length, and multiply the three numbers together). To check her math, she can take apart her structure and count all the cubes.

Dimensions. Give your youngster 36 blocks, and see how many different sizes of rectangular prisms she can build. Have her record dimensions of each one. *Examples:* $2 \times 2 \times 9$ and $2 \times 3 \times 6$. What do the sets have in common? (Each product equals 36.) 



SCIENCE LAB

Save your breath


Your youngster can inflate a balloon without using his breath. A chemical reaction will do the job for him!

You'll need: empty plastic soda bottle (20 fl. oz.), $\frac{1}{4}$ cup water, 1 tsp. baking soda, uninflated balloon, lemon juice

Here's how: Have your child add the water and baking soda to the bottle, close the cap, and swirl it around until the water is cloudy. Then, help him stretch out the

balloon and place the opening over the top of the bottle, leaving a small space. He should very quickly add a little lemon juice, seal the balloon completely over the bottle, and shake lightly.

What happens? The balloon inflates.

Why? When you mix an acid (lemon juice) with a base (baking soda), they create carbon dioxide. The molecules spread out as the gas forms, pushing against the walls of the balloon and causing it to inflate. 










OUR PURPOSE

To provide busy parents with practical ways to promote their children's math and science skills.

Resources for Educators,
a division of CCH Incorporated
128 N. Royal Avenue • Front Royal, VA 22630
540-636-4280 • rfeustomer@wolterskluwer.com
www.rfeonline.com

March is Reading Month Calendar

| MYSTERY MONDAYS | TUESDAY | WEDNESDAY | THURSDAY | FUN FRIDAYS |
|--|---|---|---|--|
| 6 Mystery Reader <ul style="list-style-type: none"> • 2:00 PTA technology • 3:00 Chicago Informational meeting (5th) | 7 DEAR (Drop Everything and Read) for 7 minutes  | 8 How many words can you make out of the word <i>Literacy</i> ? | 9 Buddy With Another Grade Day K & 1st 2nd & 4th 3rd & 5th Teachers please coordinate | 10 Sports Jersey Day  |
| 13 Mystery Reader | 14 Read to a Furry Friend | 15 Make a bookmark  | 16 The final traveling stories are revealed | 17 Wear green (St. Patrick's Day)  |
| 20 Mystery Reader | 21 Door Decorating Contest Voting Begins. Students will begin voting for Door Decorating Contest  | 22 Poem in your pocket | 23 BINGO for Books  | 24 Pajama Day  |
| 27 Mystery Reader | 28 Read a biography about a famous person. | 29 Draw a picture of your favorite book. | 30 Traveling Story is revealed. | 31 Take turns reading a story with your family members. |
| <p>Mystery Readers will be staff members. After playing the mystery reader recording, each class will call ext 77555 with their guesses. The 7th caller with the correct answer is the winner of a read-aloud book.</p> <p>Bingo for Books will be 5:00-6:00 pm on Thursday, March 23</p> <p>Students will vote for their favorite Door. Two winners:(one from K-2 and one from 3-5) will receive PIZZA reading party.</p> | | | | |

رؤيتنا - الطلاب أولاً - إلهام، تثقيف، إحتفال بالإنجازات

نشرة مدرسة ميلر الابتدائية

وداعاً شهر شباط مرحباً بشهر آذار مدير مدرسة ميلر، السيد رضوان عواضة

نشاطات شهر آذار (مارس):

من 1 لغاية 6 آذار..فحص العيون لصفوف (التمهيدي،

الروضة، الأول، الثالث والخامس)

1 آذار.....إجتماع إلزامي لأهالي طلاب الروضة

3 آذار...ليلة مشاهدة فيلم برعاية لجنة الأهالي

4:30 مساءً

6 آذارالبيت المفتوح لشراكة مع الأهل 9 – 10

6 آذار لجنة الأهالي/المعلمين/ دورات في التكنولوجيا

للأهالي الساعة 2:00 ب.ظ

13 آذار جولة لمرحلة الروضة 2:00

15 آذار بدء دوام متأخر، الساعة 9:30 صباحاً

23 آذار..... "بنغو" للكتب

24 آذار ...إنتهاء الفصل الدراسي الثالث

مشاريع لجنة الأهالي/المعلمين

الآتية وتطوع أهالي الطلاب

3 آذار (مارس) ليلة مشاهدة فيلم 4:30-5:30 مساء

6 آذار دورة التكنولوجيا للأهالي 2:00 ب.ظ.

ترحب جميع المعلمات بتطوع الأهالي في صفوفهم. إن الوقت الذي تقضوه في صف أولادكم خلال الدوام مهم جداً لأولادكم. أثره عميق وله صدى للسنوات القادمة. كن صانع الفرق وتطوع في الصف والمدرسة. نتطلع لتطوعكم في المدرسة. نشكر آباء وأمهات مدرسة ميلر في جعل ميلر مدرسة مميزة، بجهودكم المستمرة ستجعلون عالماً في التمييز والاختلاف.

رسالة من السيد عواضة



أتمنى أن تكونوا قد أمضيتم وقتاً ممتعاً مع أولادكم خلال العطلة. هذا الوقت من العام الدراسي مشوق جداً حيث تدور أحداثاً عديدة ومشوقة في مدرسة ميلر.

نحتاج لمساعدتكم، إذا كان لديك أو لدى أحد معارفك

أطفالاً يبلغون عمر 5 سنوات قبل 1 كانون الأول

(ديسمبر)، 2017، يحق لهم التسجيل في صف الروضة

لعام 2017-2018. ستقام جولة لمرحلة الروضة في

13 آذار الساعة 2:00 ب.ظ، مطلوب من جميع الأهالي

الطلاب المؤهلين الحضور إلى هذا الموعد.

آذار شهر القراءة، سيكون مليئاً بالنشاطات

الشيقة. هذه فرصة رائعة كي تشجعوا أولادكم

على القراءة. بإمكانك الحضور إلى صف ولدك

كضيف للقراءة لطلاب الصف.

نحن نتطلع للقاء بكم في إجتماع الأهالي/المعلمين

في 6 آذار، 2017 الساعة 2:00 ب.ظ.



تباع البيتزا كل يوم إثنين في المدرسة
\$1 سعر الشريحة - \$8 بيتزا بأكملها

دوام المدرسة

يجب أن لا يصل الطلاب قبل 8:00 صباحاً،

لا يوجد مراقبين. يقدم الفطور في الكافتيريا

من 8:00-8:25 صباحاً. يقرع الجرس الأول

8:35 صباحاً، ويبدأ التدريس 8:40. إن

دخول الطلاب إلى المدرسة بعد 8:45 يعتبر

تأخيراً، ويجب الدخول أولاً إلى المكتب

الرئيسي للمدرسة برفقة الأهل. وقت الإنصراف

الساعة 3:35 بعد الظهر. (أيام النصف دوام

ينصرف الطلاب 11:45 صباحاً). يجب أن ينصرف

الطلاب 3:35 تماماً، تنتهي المراقبة 3:50.

يجب إستلام طلاب صفوف الأول والثاني من

الكافتيريا. يجب على الأهالي أخذ

طلاب الروضة من صفوفهم.

فاكس: 827-6855

الغياب: 827-6851

أرقام تليفونات هامة: المكتب الرئيسي: 827-6850

رؤيتنا - الطلاب أولاً - إلهام، تثقيف، إحتفال بالإنجازات

نشرة مدرسة ميلر الابتدائية

وداعاً شهر شباط مرحباً بشهر آذار مدير مدرسة ميلر، السيد رضوان عواضة

قانون الحضور/ الغياب

إن الحضور بشكل إستمراري ومنضبط ضروري جداً في تطوير تجربة ولدكم العلمية تحسين فرص النجاح إلى حد كبير. في حال كثرة الغياب، يتم الإحالة إلى نظام المحكمة. تجنبوا أخذ أولادكم خلال الدوام، أو تحديد مواعيد الأطباء وأطباء الأسنان خلال الدوام. إذا كان ولدك غير قادر على الحضور إلى المدرسة، يرجى الإتصال بمكتب المدرسة على الرقم: 827-6851 (313) قبل 9:00 صباحاً. عند الإتصال يرجى إعطاء المعلومات التالية: إسم الطالب والمعلمة، الصف، سبب ومدة الغياب.

عند عودة ولدكم إلى المدرسة، مسؤوليته أن يسأل معلمته عن الواجب الذي تغيب عنه. إذا إضطرت الطالب إلى التغيب لأكثر من يومين، يرجى التواصل مع المعلمة للتنسيق معها على إستلام الواجبات من مكتب المدرسة. سوف يكون الواجب جاهزاً للإستلام في اليوم التالي قبل أو 3:00 بعد الظهر. سوف تنشر خطة الدروس الأسبوعية والواجبات اليومية على "بلوغ" المعلمة.

الزوار ومقاطعة الحصص الدراسية

غايتنا هي الحد من مقاطعة الحصص قدر الإمكان، كي لا نعرق تعلم الأولاد الأكاديمي. لذا، يجب على جميع الزائرين دون إستثناء أن يمرؤا إلى المكتب فور دخولهم المدرسة.

التأخر في الوصول

يتوجب على الأهل/ أولياء الأمور التوقيع في مكتب المدرسة. لن يعطى الطالب إذن بالدخول دون توقيع الأهل.

أخذ الطلاب المبكر (قبل إنتهاء الدوام)

لن يدعو موظفو مكتب المدرسة الطالب مبكراً لإنتظار وصول أهلهم. عندما تستدعي الضرورة بأن يغادر ولدك المدرسة بسبب مرضي أو أي إصابة، سيتم الإتصال بالأهل. في حال لم نتمكن من التواصل مع الأهل، سوف نتصل بالشخص المحدد على بطاقة الطوارئ للطالب، ويتوجب على الشخص الذي سيأخذ الطالب أن يدخل إلى المكتب للتوقيع على إستلام الطالب. لا يسمح مغادرة الطالب بعد 3:00 بعد الظهر.

أوقات غداء الطلاب

صفوف الروضة والأول : 11:45-11:15

صفوف الثاني والرابع : 12:20-11:50

صفوف الثالث والخامس: 12:55-12:25

الحالات المرضية والأدوية

يجب على الطالب أن يبقى في البيت في حال التقيؤ (الإستفراغ)، أو إرتفاع حرارة الطالب أكثر من 99 درجة، إلتهاب الحلق، تورد في العين، أو أي نوع من الطفح الجلدي (يجب أن لا يحضر بدون تقرير من الطبيب).

يجب على الأهل إبلاغ المدرسة إذا كان ولدكم يعاني من حالات مرضية مثل:

الحساسية، السكري، أو الربو، كي نتخذ الإجراءات اللازمة.

لا يسمح لأي طالب أن يحمل معه في المدرسة أي دواء أو وصفة طبية.

سيقوم موظفو المدرسة بالإشراف على أي دواء فقط عند ملء إستمارة التفويض بالدواء الموجودة في المكتب الرئيسي.

المفقود والموجود

يجب على الأهالي تفقد خزانة "المفقود

والموجود" الموجودة قرب الكافيتريا

أسبوعياً. سننبرع بالموجودات التي لم تأخذ خلال وقت محدد.

الإحتفالات والوجبات الخفيفة

يجب أن تكون الوجبات الخفيفة في الصف

خضار أو فواكه. بخصوص أعياد ميلاد

الطلاب، كل معلمة لها أسلوبها بهذا الخصوص.

غير مسموح إحضار قطع الحلوى (كاب كيكس)

أو أي مأكولات إلى المدرسة. من المستحسن

إستشارة معلمة الصف عن كيفية الإحتفال بولدكم في المدرسة.

ميلر "بلوغ"

لمتابعة أي مستجدات أو أحداث المدرسة، زوروا موقعنا:

miller.dearbornschools.org

"ريمأيند"

أرسل رمز قصير في رسالة نصية

8276850@ إلى الرقم 81010.

سوف تستلم رسالة ترحيب من

Remind "ريمأيند"

Miller Elementary
Congratulations to the Following
Grade K-2
Students Of the Month
February

Mrs. Baskin

Mrs. Drabczyk

Mrs. Mehrhof

Mrs. Mroue

Mrs. Donelson

Mr. Hammoud

Mrs. Hauck

Mrs. Klan

Mrs. Nagi

Ms. Fredrick

Ms. Harrison

Mrs. Mills

Mrs. Youssef

Science Enrichment

Music

Omar Albaadani

Nehal AlHajjaji

Mohammad Alreyashi

Ranya Gooba

Zahraa Alasadi

Mohammed Mohammed

Ali Harhara

Fayed Fayed

Mousa Ghaleb

Noor Quraish

Fenoon Aljahmi

Reem Saleh

Noor Saihood

Mousa Ghaleb

Qamar Aloqla

Radwin Awada

Principal-Miller Elementary

Miller Elementary
Congratulations to the Following
Grades 3-5
Students Of the Month

February

| | |
|-----------------------|------------------------|
| Mrs. Bridgeman | Ghaith Saleh |
| Mrs. Elkadri | Anhar Alsuraimi |
| Ms. Hammoud | Salam Abubaker |
| Ms. Mikho | Rawan Ali |
| Mrs. Beydoun | Sara Abdallah |
| Mrs. Hammoud | Ali Ali |
| Mrs. Lashchuk | Shayma Albanna |
| Ms. Moukalled | Mogally Hind |
| Mrs. Alsabahi | Bassam Ali |
| Mrs. Burgess | Hussein Ajrouch |
| Ms. Seyam | Fatima SImosawi |
| Mrs. Traicoff | Amenah Aljahmi |
| Mrs. Hosler | Sharif Aljabery |
| Music | James Hansen |
| PE | Amnah Algahmi |

Radewin Awada

Principal-Miller Elementary

Miller Elementary

Congratulations to the Following
Grades K-2

February BucketFillers

Mrs. Baskin

Noora Sharif

Mrs. Drabczyk

Hakeem Said

Mrs. Mehrhof

Abdulkareem Sharif

Mrs. Mroue

Lulah Alsuraimi

Mrs. Donelson

Dania Musid

Mr. Hammoud

Shayma Almudawil

Mrs. Hauck

Mustafa Iskander

Mrs. Klan

Leena Alsaïdi

Mrs. Nagi

Salma Tabaja

Ms. Fredrick

Nour Said

Ms. Harrison

Musaid Aljahmi

Mrs. Mills

Ameer Ali

Mrs. Youssef

Ali Saleh

Science Enrichment

Alireda Tabaja

Radewin Awada

Principal-Miller Elementary

Miller Elementary
Congratulations to the Following
Grades 3-5

February Bucket Fillers

Mrs. Bridgeman

Mrs. Elkadri

Ms. Hammoud

Ms. Mikho

Mrs. Beydoun

Mrs. Hammoud

Mrs. Lashchuk

Ms. Moukalled

Mrs. Alsabahi

Mrs. Burgess

Ms. Seyam

Mrs. Traicoff

PE

Music

Music

Hameeda Shareef

Omar MohamedAlhaj

Malak Said

Almardia Ali

Nesreen Hussein

Elyana Jawad

Malak Aljahmi

Samah Alkadmi

Maryaim Alghazaly

Yaman Abbasi

Nesreen Yahya

Razan Nagi

Asma Muthanna

Marwe Saleh


Weegdan Alshakdary

Radewin Awada

Principal-Miller Elementary

ASC EVENING PARENT TALK

With Margaret King Ahmed



Parent Talk Classes

Increase achievement and decrease discipline issues with effective Parent Talk. *Learn communication skills that empower, encourage self-responsible behaviors, self-motivation and character development. Learn practical skills to positively affect the social and emotional development of your children and family.* CERTIFICATE OF COMPLETION IS AWARDED TO PARTICIPANTS WHO COMPLETE THE COURSE.

Classes are from 6:00- 7:30 p.m.

March 8 (Wed), March 16 (Thurs),
March 22 (Wed), and March 29 (Wed).
Graduation: Thursday March 30th, 2017.

Please return the bottom half of this registration to Room 22 at ASC by Friday March 3, 2017. Questions contact Margaret King Ahmed 313 827-8788.

PLEASE PRINT CLEARLY. THANK YOU!

NAME: _____ PHONE: _____

Classes are provided to you for free thanks to the Bilingual Department and the Dearborn Public Schools.

Please indicate if you want Arabic or English workbook. ARABIC _____.
ENGLISH _____.

Dearborn Public Schools accept a parent's assertion that he or she needs language assistance without requiring additional corroboration. For free help with understanding the content of this document, please call the Student Services office 827-3005 for translation/interpretation assistance.

Arabic تزكيد مدارس ديربورن على توفير خدمات الترجمة بدون أي شرط للحصول على هذه الخدمة المجانية ولقهم هذه الإستشارة يرجى الإتصال بمكتب خدمات الطلاب على الرقم 827-3005.

French Les écoles de Dearborn vous offrent le service de traduction sans aucune condition. Si vous souhaitez avoir le service gratuit pour comprendre le contenu de ce document, prière d'appeler le bureau de Services aux Etudiants 827-3005.

Spanish Las escuelas de Dearborn aceptan la afirmación de un padre que él o ella necesita ayuda con el idioma sin necesidad de corroboración adicional. Para obtener ayuda gratuita con la comprensión del contenido de este documento, por favor llame a la oficina de Servicios de los Estudiantes 827-3005 para recibir asistencia de traducción / interpretación.

Italian Scuole Dearborn accettare l'affermazione di un genitore che lui o lei ha bisogno di assistenza lingua senza bisogno di ulteriori conferme. Per aiuto con la comprensione del contenuto di questo documento, si prega di chiamare l'ufficio Student Services 827-3005 per la traduzione / interpretazione di assistenza.

Albanian Shkolla DEARBORN pranojnë pohimin e të prindërve që ai ose ajo ka nevojë për ndihmë të gjuhës pa kërkuar vërtetim shtesë. Për ndihmë lirë me kuptuar përmbajtjen e këtij dokumenti, ju lutemi telefononi zyrën e shërbimeve për studentë 827-3005 për përkthim / interpretim ndihmë.

Romanian Scoilele orasului Dearborn accepta orice declaratie parinteasca care atesta nevoia copilul de assistenta cu limba engleza fara nici o dovada suplimentara. Daca aveti nevoie sa intelegeti acest document da-ti telefon la oficiul serviciilor scolare la numarul 827-3005 pentru a primi assistenta cu translatia sau interpretarea lui.

Urdu دہر بورن اسکولوں میں والدین کا دعویٰ ہے کہ وہ دیا وہ اضافی تعاون کی ضرورت ہوتی ہے بغیر زبان اعداد کی ضرورت ہے گو قبول کر کے ہیں۔ اس دستاویز کے مواد کو سمجھنے کے ساتھ مفت 827-3005 میں مدد کے لئے، براہ مہربانی مدد ترجمہ / تشریح کے لئے طلب علم کی خدمات کے دفتر کو کال کریں۔