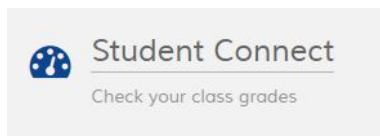


Bryant Middle School
(Current 6th grade during 2019-2020 school year)
7th grade Electronic Scheduling 2020-2021



1. Open MiStar

2. Log into your Student Connect Account..

3. Select the 2020-21 school year track...


6	Bryant Middle School (T)	2019-2020
7	Bryant Middle School (T)	2020-2021

4. Under your school picture (upper left hand corner) click on **+ Requests**



[Add/Edit Requests](#)

5. To the far right click on **Add/Edit Requests...**

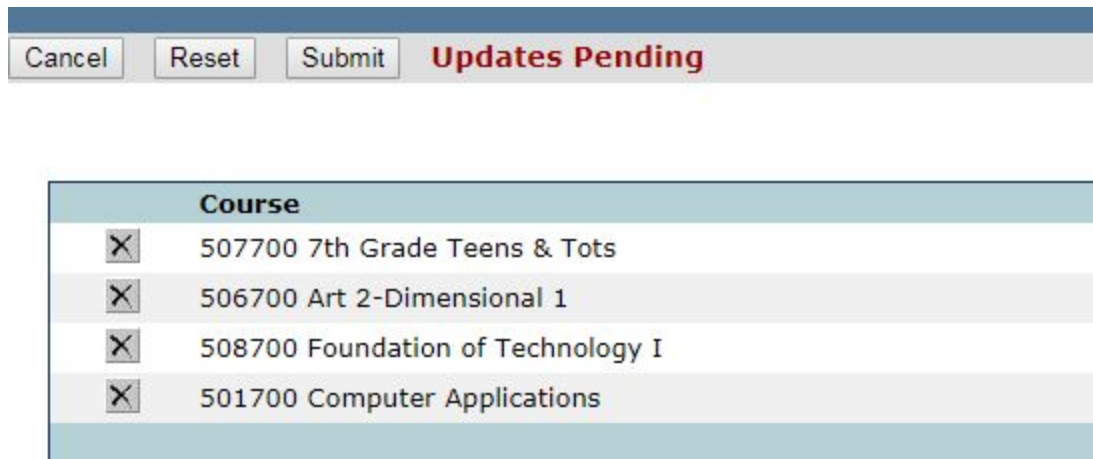


6. Highlight the extended core course name and add selected class.

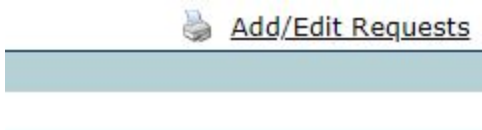
Please select four (4) courses. (You need to select ONE class at a time)

Course Code	Course Description
510750	7th Grade Music Connections
510701	7th Grade Orchestra
507701	7th Grade Presenting You
507700	7th Grade Teens & Tots
506700	Art 2-Dimensional 1
506701	Art 3-Dimensional 1
501700	Computer Applications
508700	Foundation of Technology I

7. When you're finished adding 4 extended core classes, click **Submit** at the top of the page.



8. You have now finished your 2020-2021 Course Selection Sheet. Please log into your Student Connect and show your Parent/Guardian. You can edit or change your selections from MAY 4-MAY 8 by clicking on **Add/Edit Requests...**



If you have any questions please look at the video as you follow along with these instructions. If you still are having difficulties email Mr. Renko or ask one of your peers.

Stay Safe